



COMPETITION GUIDELINES FOR SCHOOLS



Want to your engage students and staff through teamwork, camaraderie, and creativity while working to make a difference in the community?

Sign up for CANgineering!

What is CANgineering?


CANgineering is a food drive structure building competition. It is a creative way to collect donations to benefit food-insecure Delawareans, while encouraging spirited competition amongst local schools!

Teams from school or youth-based community groups sign up to participate, hold a food drive to collect needed items, and use the items they have collected to create sculptures.




HOW DOES IT WORK?


CANgineering supports the year-round hunger relief efforts of the Food Bank of Delaware. With one in every nine Delawareans relying on the services of the Food Bank each year, community support is more important than ever. High household expenses and food prices mean more Delawareans are struggling to make ends meet. In an effort to help stock the shelves and ensure that hungry Delawareans have access to healthy foods, the Food Bank of Delaware encourages your school/group's participation in the school edition of our CANgineering competition.




ORGANIZE YOUR TEAM




REGISTER YOUR TEAM




**PICK A THEME/
DESIGN YOUR STRUCTURE**



**PROMOTE AND HOLD
YOUR FOOD DRIVE**



BUILD YOUR STRUCTURE



**PRESENT YOUR STRUCTURE
TO THE JUDGES**

TIMELINE OF EVENTS



JANUARY 26

REGISTRATION
DEADLINE

Register your team by visiting
www.fbd.org/cengineering

ONCE YOU'RE REGISTERED

PICK UP COLLECTION
BOXES & START YOUR
FOOD DRIVE

Pick up your collection boxes at
the Food Bank in Newark or Milford!



MARCH 15

BUILDING
DEADLINE

Last day to build your structures!

MARCH 18 - 22

ON-SITE JUDGING DAYS

Our panel of judges will visit to check
out your finished structure!



CONTINUED ON NEXT PAGE

TIMELINE OF EVENTS CONTINUED



MARCH 25-29

ONLINE JUDGING

The public will vote for their favorite structures on Facebook!

MARCH 20 - APRIL 5

DONATION PICK UP OR DELIVERY TO FBD

Make arrangements to have your food donation picked up or dropped off to the Food Bank.



APRIL 1

WINNERS ANNOUNCED

Except Largest Bounty, which will be awarded when all pickups and deliveries are completed

GET STARTED

1. Organize your team

- Find out who is interested and form a group. Send e-invites and email announcements. Be sure to talk up the competition with staff and students.
- Engage school leadership and PTA in helping to promote participation among the school community.

2. Register your CANgineering team

- Each team must register with the Food Bank of Delaware by Friday, January 26, 2024. To register, visit: www.fbd.org/cangineering and click the "register here" link.
- Collection containers will be available for pick up after January 2nd at our Newark and Milford locations. For specific times and directions, please visit www.fbd.org/cangineering. You may also use your own collection boxes.

3. Pick a theme and design a structure

- We recommend that you identify the types of food products needed for your structure before promoting your food drive. To help spark ideas for structure types, here are our most-needed items:
 - Peanut butter
 - Canned vegetables
 - Canned soups
 - Canned meats like tuna and chicken
 - Canned fruits
 - Canned dinners (spaghetti and meatballs, ravioli, etc.)
- When designing your structure, consider the following items that will be evaluated by our judges: Does your structure utilize food labels in a creative way?

Are you using FBD's most-needed items to maximize your impact? Will your structure be very large or very heavy to be in the running for the most pounds collected award?

- Be sure to follow the guidelines outlined below, including materials and food products which are and are not permitted.
- Use your imagination! Check out the attached photos for inspiration.

4. Promote and hold your food drive

- Each organization will choose the duration of their food drive. We HIGHLY encourage organizations to start their food drives as soon as possible after you have registered, especially if your structure requires a higher number of food items.
- When promoting your food drive, keep in mind the types of food items needed for your structure.
- Please note that the FBD cannot accept donations of candy and soda products or glass containers.

5. Build your structure

- Once you have collected enough food supplies, you may begin building your structure. The final structure building deadline is March 15.
- Please remember to adhere to the rules and guidelines listed on the next pages.

Continued on page 7...

6. Present your structure to FBD judges & the People's Choice voters

- On March 18 - 22, a panel of judges will evaluate the structures on-site. You will be contacted beforehand to arrange a date and time.
- After each structure is judged, FBD trucks will be available to pick up your donated product to be weighed for the Largest Food Drive Donation category OR you can drop off at the Food Bank any time before April 5. Please have volunteers available to help with loading/unloading.
- On March 25, photos of the structures will be posted to the FBD's Facebook page to be voted on as part of the People's Choice. Voting will end March 29 at noon.

7. Winners (except Largest Bounty) will be announced April 1.

SOME PAST STRUCTURES



REMINDERS

Please read carefully. Structures must adhere to guidelines to be eligible for awards.

The Food Bank of Delaware will coordinate the competition including recruiting groups to participate, recruiting judges, facilitating the judging, marketing and promotion of CANgineering, and picking up the food once the competition has been completed. Assistance with the promotion of the competition by competitors is welcomed, but not required.

Teams from within each school will conduct internal food drives collecting cans/boxes of food which will then be used to build structures of their choice. Any items collected and not used in the building structure can be donated separately to FBD and added to the subcategory of number of pounds collected.

It will be up to each school to determine the theme of their structure. This will determine the amount and type of canned goods to be collected based on size and color. Schools may form several teams internally, but only one structure can be selected to be part of the CANgineering competition and judging.

CANgineering structures will be built at each school's location. Ideally, structures will be displayed in the school's lobby, but other locations may also be used.

Each team's members will be responsible for:

- Developing the concept for their structures
- Collecting the needed canned goods
- Building their structures in their sites
- Breakdown and boxing up of the structures at the end of the competition for the Food Bank to load onto their trucks.
- For safety purposes, sculptures should fit within a ground area of 10ft x 10ft and should be no more than 10 feet in height.

When building your structure, please keep in mind:

- Structures **MUST** be structurally self-supporting.
- Do not wrap your structure in cling wrap or packing tape.
- Sculptures should be made primarily of food products.

The following materials & foods are NOT permitted in building the structure:

- Glass (including glass food packaging)
- Open or exposed food items
- Products without labeling (FBD cannot use any products that do not have labels.)
- Candy and soda products (FBD does not accept any types of candy or soda products, as they do not meet the nutritional requirements set forth by our nutrition team and our overall mission).
- Permanent adhesives
- Anything additional that will damage the integrity of the donated product

The following non-food materials ARE permitted in building the structure, but should not damage the product in any way:

- Clear tape
- Velcro
- Double-faced tape
- High-tension rubber bands
- Nylon string
- Wire

The following non-food materials ARE permitted in building the structure, but are limited to one-quarter inch thick to serve as leveling materials and not load bearing:

- Foam-core
- Cardboard
- Masonite
- Plywood
- Plexiglass
- Cardboard tubes



If you are competing for the Largest Bounty award, remember that canned products weigh more than boxed items.

When planning your structure, consider going three dimensional.

Be original with your structure theme.
We see a lot of trucks and logos.

You are encouraged to use a variety of items for your structure, but structures requiring the same item throughout the design will still be considered in the challenge.

Use of prohibited materials may result in a lower score by our judges.

Questions? Please contact Sue DeNardo, Community Development Manager at sdenardo@fbd.org or (302) 292-1305 ext 250.

www.fbd.org/cengineering