



PRESENTED BY



DSWA

DELAWARE SOLID WASTE AUTHORITY

COMPETITION GUIDELINES



Want to your engage your organization through teamwork, camaraderie, and creativity while working to make a difference in the community?

Sign up for CANgineering!

What is CANgineering?


CANgineering is a food drive structure building competition. It is a creative way to collect donations to benefit food-insecure Delawareans, while encouraging spirited competition amongst local organizations!

Teams from corporations or adult community groups sign up to participate, hold a food drive to collect needed items, and use the items they have collected to create sculptures.




HOW DOES IT WORK?


With one in every eight Delawareans (and one in every six children) relying on the services of the Food Bank each year, community support is more important than ever. High household expenses and food prices mean more Delawareans are struggling to make ends meet. But you can help stock the shelves and ensure that hungry Delawareans have access to healthy foods by participating in the Food Bank of Delaware's CANgineering competition.




ORGANIZE YOUR TEAM




REGISTER YOUR TEAM




**PICK A THEME/
DESIGN YOUR STRUCTURE**




**PROMOTE AND HOLD
YOUR FOOD DRIVE**



BUILD YOUR STRUCTURE



**UPLOAD PHOTOS FOR
ONLINE JUDGING**



**BREAKDOWN YOUR
STRUCTURE**

TIMELINE OF EVENTS



MAY 8

REGISTRATION
DEADLINE

Register your team by visiting
www.fbd.org/cengineering

ONCE YOU'RE REGISTERED

PICK UP COLLECTION
BOXES & START YOUR
FOOD DRIVE

Pick up your collection boxes at
the Food Bank in Newark or Milford!



**ONCE YOU'VE
COLLECTED YOUR CANS**

START BUILDING YOUR
SCUPLTURE

Pick a day that works for your team!



MAY 29-JUNE 22

UPLOAD PHOTOS OF
YOUR BUILD

Upload photos and tell us about your
sculpture.



CONTINUED ON NEXT PAGE

TIMELINE OF EVENTS CONTINUED



JUNE 25 - JULY 1

ONLINE VOTING

The public votes on their favorite builds!



ONCE YOUR PHOTOS HAVE BEEN ACCEPTED

BREAK DOWN YOUR BUILD

Make arrangements to have your food donation picked up or dropped off to the Food Bank by June 25

(make sure you wait until you have confirmation that your photos are accepted in case additional photos are needed)



JULY 2

WINNERS ANNOUNCED

1st, 2nd and 3rd decided by public vote and Largest Bounty (most weight collected)

JUDGING & VOTING UPDATE

THIS YEAR, WE ARE EXCITED TO TRANSITION TO A COMMUNITY-BASED ONLINE VOTING FORMAT!

With the shift to fully online judging, teams now have greater flexibility in planning their food drive and structure display.

- Teams may determine their own:
 - Food drive duration
 - Build timeline
 - Length of time the structure remains on display
- Once your structure is complete, simply submit your photos by the designated deadline (June 22) to be included in voting.
- After submission, teams may break down and donate their structures at a time that works best for them

(donations brought in after June 25 may not be considered for Largest Bounty)

GET STARTED

1. Organize your team

- Find out who is interested and form a group. Send e-invites and email announcements. Be sure to talk up the competition with your colleagues.
- Engage management/leadership in helping to promote participation in your company.

2. Register your CANgineering team

- Each team must register with the Food Bank of Delaware by Friday, May 8, 2026. To register, visit: www.fbd.org/cangineering and click the "register here" link.
- Collection containers will be available for pick up at our Newark and Milford locations. For specific times and directions, please visit www.fbd.org/cangineering. You may also use your own collection boxes.

3. Pick a theme and design a structure

- We recommend that you identify the types of food products needed for your structure before promoting your food drive. To help spark ideas for structure types, here are our most-needed items:
 - Peanut butter
 - Canned vegetables
 - Canned soups
 - Canned meats like tuna and chicken
 - Canned fruits
 - Canned dinners (spaghetti and meatballs, ravioli, etc.)
- Be sure to follow the guidelines outlined below, including materials and food products which are and are not permitted.

- Use your imagination! Check out the attached photos for inspiration.

4. Promote and hold your food drive

- Each organization will choose the duration of their food drive. We HIGHLY encourage organizations to start their food drives as soon as possible after you have registered, especially if your structure requires a higher number of food items.
- When promoting your food drive, keep in mind the types of food items needed for your structure.
- Please note that the FBD cannot accept donations of candy and soda products or glass containers.

5. Build your structure

- Once you have collected enough food supplies, you may begin building your structure. The final structure building deadline is June 22.
- Please remember to adhere to the rules and guidelines listed on the next pages.

6. Upload your photos of your build

- Once your build is complete take clear photos and upload them to our website along with a description of your structure.
 - 1 front-facing photo of the full structure
 - 1 side or angled photo to show depth and detail
- Make sure you receive confirmation that your photos are accepted in case any additional photos are needed.

Continued on page 7...

- Once your photos have been accepted you may breakdown your build. FBD trucks will be available to pick up your donated product to be weighed for the Largest Food Drive Donation category OR you can drop off at the Food Bank any time before June 25. Please have volunteers available to help with loading/unloading.

7. Online Voting

- On June 25 your photos will be posted for public voting. The top 3 builds with the most votes will be our winners!
- **NOTE: there is no onsite judging this year. Winners will be chosen by the public's online votes. Largest bounty will also be award based on the poundage collected.**

8. Winners will be announced July 2.

SOME PAST STRUCTURES



REMINDERS

Please read carefully. Structures must adhere to guidelines to be eligible for awards.

The Food Bank of Delaware will coordinate the competition including recruiting groups to participate, marketing and promotion of CANgineering, and picking up the food once the competition has been completed. Assistance with the promotion of the competition by competitors is welcomed, but not required.

Teams from within organizations will conduct internal food drives collecting cans/boxes of food which will then be used to build structures of their choice. Any items collected and not used in the building structure can be donated separately to FBD and added to the subcategory of number of pounds collected.

It will be up to each team to determine the theme of their structure. This will determine the amount and type of canned goods to be collected based on size and color.

CANgineering structures will be built at each organization's location.

Each team's members are responsible for:

- Developing the concept for their structures
- Collecting the needed canned goods
- Building their structures in their sites
- Breakdown and boxing up of the structures at the end of the competition for the Food Bank to load onto their trucks.
- For safety purposes, sculptures should fit within a ground area of 10ft x 10ft and should be no more than 10 feet in height.
- Taking clear photos that show the structure as a whole, with no obstructions.

Photo requirements:

- Photos must be clear, well-lit, and in focus
- Capture the entire structure from top to bottom
- Have no people in them
- Avoid filters or heavy editing—keep images true to the build
 - 1 front-facing photo of the full structure
 - 1 side or angled photo to show depth and detail

When building your structure, please keep in mind:

- Structures **MUST** be structurally self-supporting.
- Do not wrap your structure in cling wrap or packing tape.
- Sculptures should be made primarily of food products.

The following materials & foods are NOT permitted in building the structure:

- Glass (including glass food packaging)
- Open or exposed food items
- Products without labeling (FBD cannot use any products that do not have labels.)
- Candy and soda products (FBD does not accept any types of candy or soda products, as they do not meet the nutritional requirements set forth by our nutrition team and our overall mission).
- Permanent adhesives
- Anything additional that will damage the integrity of the donated product

The following non-food materials ARE permitted in building the structure, but should not damage the product in any way:

- Clear tape
- Velcro
- Double-faced tape
- High-tension rubber bands
- Nylon string
- Wire

The following non-food materials ARE permitted in building the structure, but are limited to one-quarter inch thick to serve as leveling materials and not load bearing:

- Foam-core
- Cardboard
- Masonite
- Plywood
- Plexiglass
- Cardboard tubes



If you are competing for the Largest Bounty award, remember that canned products weigh more than boxed items.

When planning your structure, consider going three dimensional.

Be original with your structure theme. We see a lot of trucks and logos.

You are encouraged to use a variety of items for your structure, but structures requiring the same item throughout the design will still be considered in the challenge.

Use of prohibited materials may result disqualification

Questions? Please contact Jessi Dominguez at jdominguez@fbd.org or (302) 292-1305 ext 235.

www.fbd.org/cengineering

Thank you to Delaware Solid Waste Authority for sponsoring CANgineering!

